

### PURPOSE

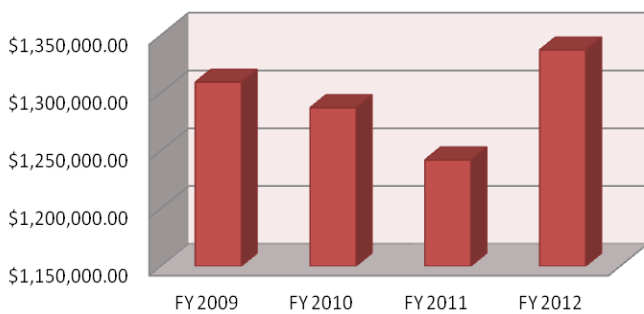
Economic indicators allow economists, public policy makers, financial professionals, investors and others to check the state of the economy. Just as temperature, pulse and heart rate provide indications of a person's health, economic indicators serve as "vital signs" for the state of the economy.\* In this document, you will find key pieces of data that will give you a clear view of the city of Danville's economic condition.

\*Source: eHow

### OUTLOOK

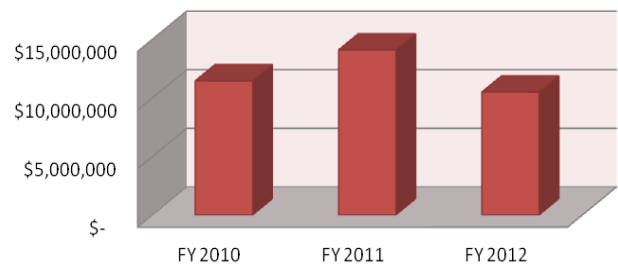
Based on the information below, the City of Danville's economy has experienced a slight downturn in some of its key indicators. The amount of machinery and tools tax collected, number of business licenses collected, and the total improvement costs associated with building permits have all seen negative changes compared to previous fiscal years. Even with these negative shifts, the information shows that citizens are still spending money (sales tax revenue collected) and that unemployment remains lower than last year. With the City's dedication to economic development and revitalization, which is shown by the announcements on the second page, there is hope that positive economic change is on its way.

**Sales Tax Collected as of August of Each Fiscal Year**



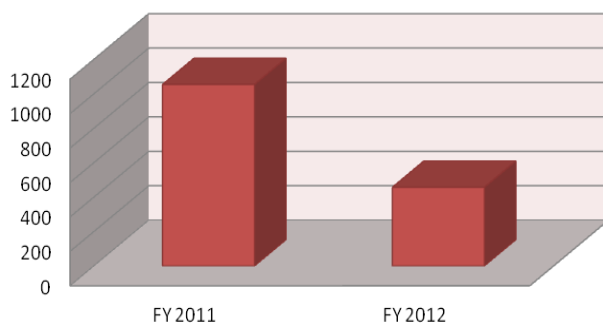
FY 2009: July 2, 2008 – June 30, 2009, FY 2010: July 1, 2009 – June 30, 2010; FY 2011: July 1, 2010 – June 30, 2011, FY 2012: July 1, 2011 – June 30, 2012

**Building Permits - Total Improvement Costs as of September of Each Fiscal Year**



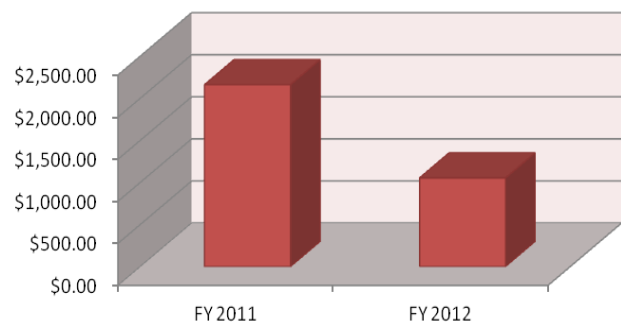
FY 2010: July 1, 2009 – June 30, 2010; FY 2011: July 1, 2010 – June 30, 2011, FY 2012: July 1, 2011 – June 30, 2012

**Number of Business Licenses Issued as of September of Each Fiscal Year**

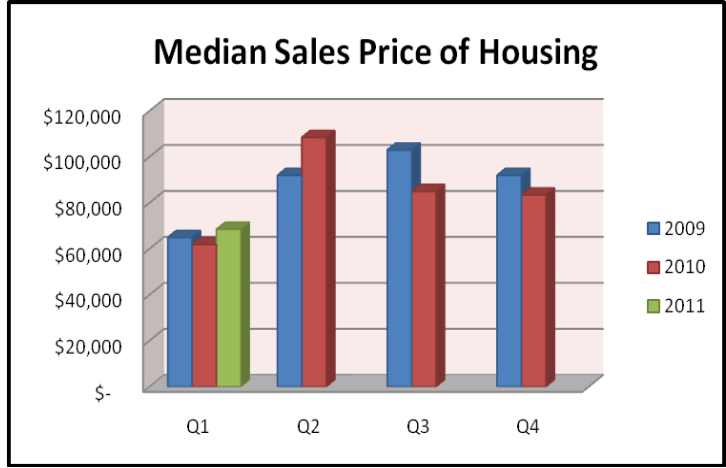
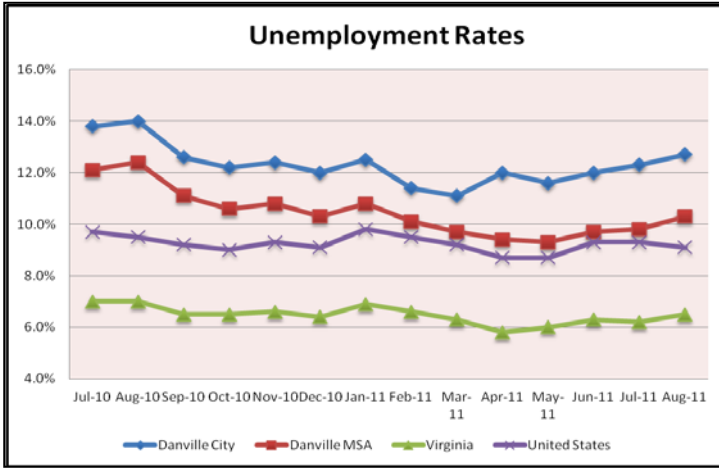


FY 2011: July 1, 2010 – June 30, 2011, FY 2012: July 1, 2011 – June 30, 2012

**Machinery & Tools Tax Collected as of September of Each Fiscal Year**



FY 2011: July 1, 2010 – June 30, 2011, FY 2012: July 1, 2011 – June 30, 2012



Name of Company	Business Description	Month Announced	New/Expansion	New Jobs	Investment (M\$)
<b>GSO Aviation</b>	Repair and overhaul of electro-mechanical and hydraulic aircraft components	August-2011	N	15	\$ 1.00
<b>Noblis – Center for Applied High Performance Computing</b>	High Performance Computing (Cray XMT supercomputer)	June-2011	N	15	\$ 2.50
<b>EIT, LLC</b>	Full service contract electronic design and manufacturing services	May-2011	E	50	\$ 5.00
<b>CBN Secured Technologies, Inc.</b>	High-tech printing, security safeguards for Virginia driver's licenses	Mar-2011	E	25	\$ 1.10
<b>US Green Energy</b>	Manufactures Photovoltaic Building Materials	Oct-2010	N	372	\$ 30.00
<b>Essel Propack America LLC*</b>	Toothpaste tubes; printing center	Sep-2010	E	0	\$ 10.00
<b>EcomNets</b>	Green information technology, services, and solutions	Apr-2010	N	160	\$ 2.00
<b>Blue Ridge Fiberboard, Inc. (W.R. Meadows)</b>	Manufactures fiberboard	Nov-2009	N	88	\$ 6.00
<b>Japan Tobacco International Leaf Services*</b>	Tobacco processing	Oct-2009	E	39	\$ 19.50
<b>White Mill Development, LLC</b>	Data Center	Jul-2009	N	-	\$ 5.00
<b>Riverside Roof Truss, LLC</b>	Roof and floor trusses, laminated veneer lumber	Jun-2009	E	35	\$ 1.50
<b>LiFeBATT</b>	Lithium Ion Battery Company	May-2009	N	5	\$ -
<b>Infinity Global Packaging</b>	Provider of branded packaging and packaging solutions	Jun-2008	E	86	\$ 1.65
<b>Goodyear Tire &amp; Rubber Co.</b>	Aircraft tire and medium radial truck tire manufacturing	Jun-2008	E	0	\$ 115.00
<b>Com40 (EBI)</b>	Manufactures mattresses and upholstered furniture	April-2008	N	813	\$ 36.3

**DISCOVER THE POSSIBILITIES**

[www.discoverdanville.com](http://www.discoverdanville.com)

**Sources:**

- City of Danville, Finance Department
- Housing Virginia and SOURCEBOOK
- Virginia Workforce Connection
- City of Danville, Commissioner of the Revenue Office
- City of Danville, Community Development
- U.S. Bureau of Labor Statistics

427 Patton Street | P.O. Box 3300  
 Danville, VA 24543-3300  
 phone 434.793.1753 | fax 434.797.9606

