

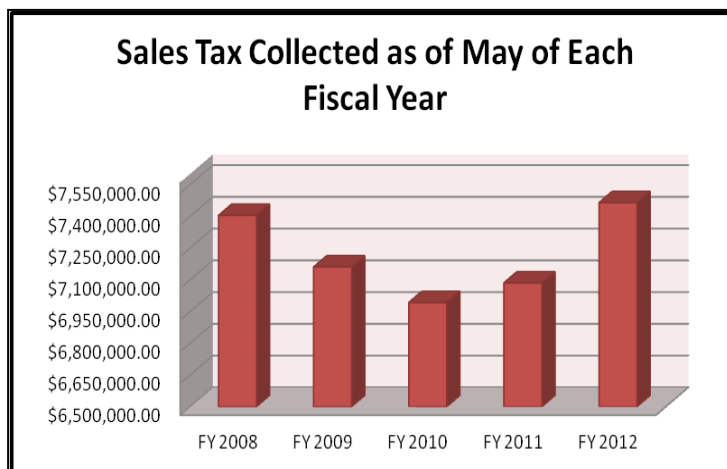
PURPOSE

Economic indicators allow economists, public policy makers, financial professionals, investors and others to check the state of the economy. Just as temperature, pulse and heart rate provide indications of a person's health, economic indicators serve as "vital signs" for the state of the economy.* In this document, you will find key pieces of data that will give you a clear view of the city of Danville's economic condition. **THIS IS NOT A MARKETING PIECE, BUT RATHER A REPORT CARD ON INDICATORS OF TAXES COLLECTED, BUILDING PERMITS, UNEMPLOYMENT, AND OTHER FACTORS THAT AFFECT THE COMMUNITY POSITIVELY AND NEGATIVELY.**

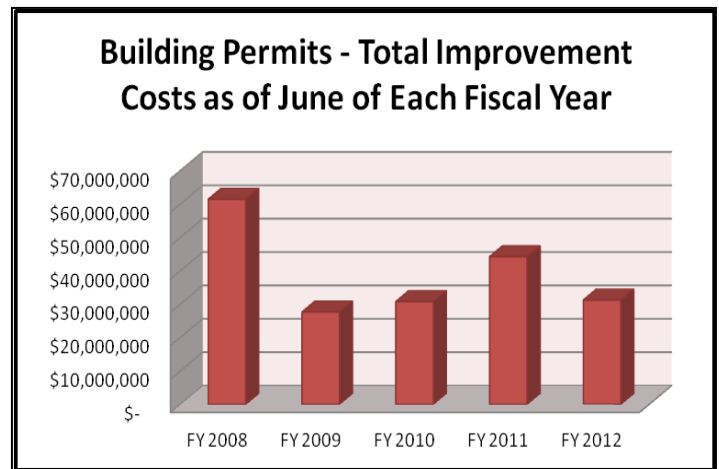
*Source: eHow

OUTLOOK

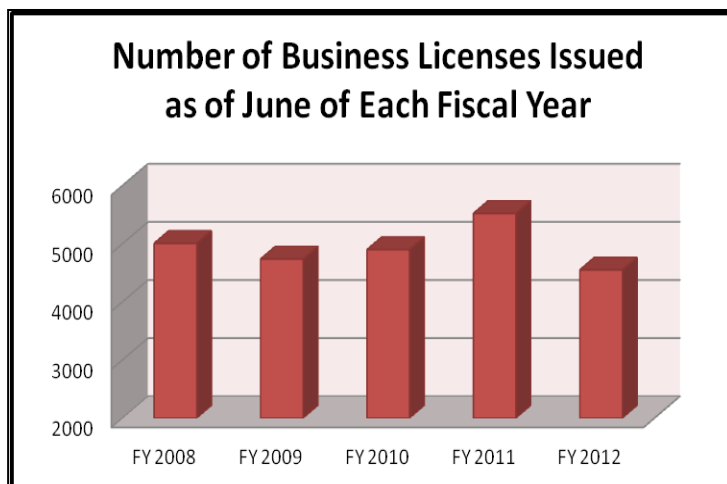
The information below indicates that some of Danville's key economic indicators are showing improvement compared to previous fiscal years. Even with an increase in the amount of Machinery and Tools Tax collected, other construction and business related indicators continue to fall short. As this fiscal year closes, we see positive shifts in the unemployment rate and a significant increase in the amount of Sales Tax collected. As the City continues to focus its efforts on economic development and revitalization in this new fiscal year, we can look forward to positive changes in all indicators.



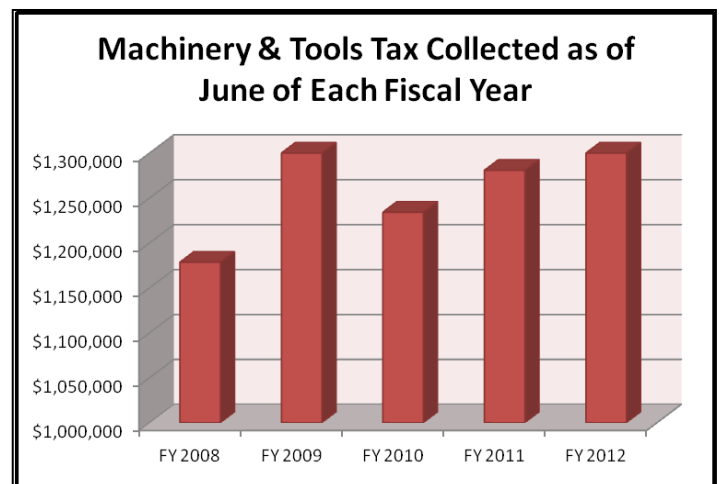
Fiscal Year: July through June



Fiscal Year: July through June

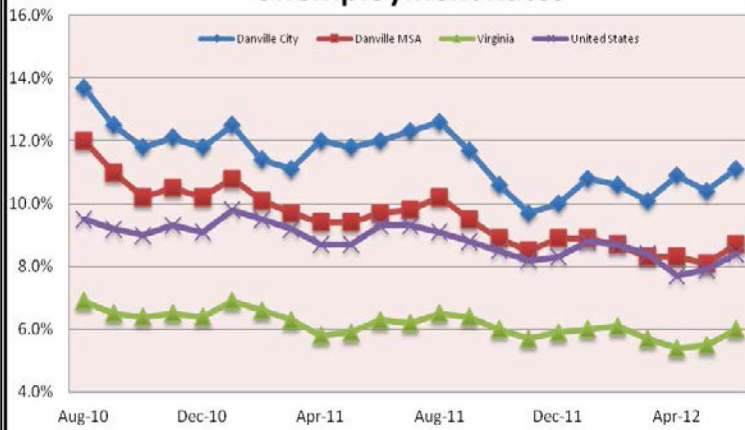


Fiscal Year: July through June

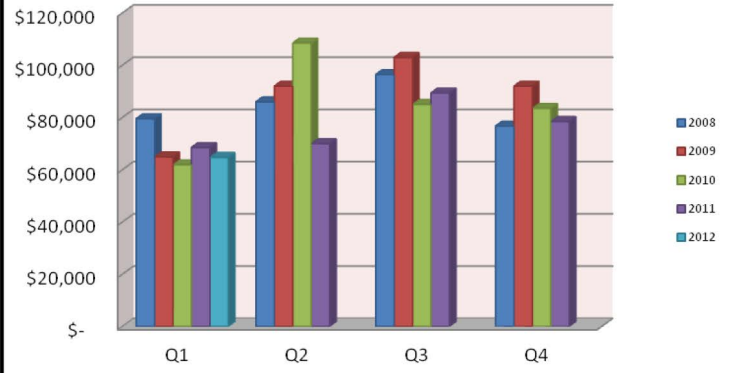


Fiscal Year: July through June

Unemployment Rates



Median Sales Price of Housing



Name of Company	Business Description	Month Announced	New/Expansion	New Jobs	Investment (M\$)
River District Development, LLC	Mixed use medical and commercial center	July-2012	N/E	40	\$ 14.50
Hybrid Vehicles of Danville, Inc.	Manufacturer of hybrid vehicle solutions	May-2012	N	150	\$ 1.50
Virdia	Cellulosic sugars and lignin for use in the renewable chemicals, bio-energy, and nutrition industries	Apr-2012	N	34	\$ 10.00
Nestlé	Pasta, Sauce, and Cookie Dough Manufacturer	Jan-2012	E	50	\$ 2.7
Engineered BioPharmaceuticals, Inc.	Develops dry-powder pharmaceuticals for vaccines	Oct-2011	E	100	\$ -
GSO Aviation	Repair and overhaul of electro-mechanical and hydraulic aircraft components	Aug-2011	N	15	\$ 1.00
Noblis – Center for Applied High Performance Computing	High Performance Computing (Cray XMT supercomputer)	June-2011	N	15	\$ 2.50
EIT, LLC	Full service contract electronic design and manufacturing services	May-2011	E	50	\$ 5.00
CBN Secured Technologies, Inc.	High-tech printing, security safeguards for Virginia driver's licenses	Mar-2011	E	25	\$ 1.10
US Green Energy	Manufactures Photovoltaic Building Materials	Oct-2010	N	372	\$ 30.00
Essel Propack America LLC*	Toothpaste tubes; printing center	Sep-2010	E	0	\$ 10.00
EcomNets	Green information technology and services solutions	Apr-2010	N	80	\$ 2.00
Blue Ridge Fiberboard, Inc. (W.R. Meadows)	Manufactures fiberboard	Nov-2009	N	88	\$ 6.00
Japan Tobacco International Leaf Services*	Tobacco processing	Oct-2009	E	39	\$ 19.50
Riverside Roof Truss, LLC	Roof and floor trusses, laminated veneer lumber	Jun-2009	E	35	\$ 1.50
LiFeBATT	Lithium Ion Battery Company	May-2009	N	5	\$ -
Infinity Global Packaging	Provider of branded packaging and packaging solutions	Jun-2008	E	86	\$ 1.65
Goodyear Tire & Rubber Co.	Aircraft tire and medium radial truck tire manufacturing	Jun-2008	E	0	\$ 115.00
Com40 (EBI)	Manufactures mattresses and upholstered furniture	Feb-2008	N	813	\$ 36.3

DISCOVER THE POSSIBILITIES

www.discoverdanville.com

Sources:

- City of Danville, Finance Department
- Housing Virginia and SOURCEBOOK
- Virginia Workforce Connection
- City of Danville, Commissioner of the Revenue Office
- City of Danville, Community Development
- U.S. Bureau of Labor Statistics

427 Patton Street | P.O. Box 3300
 Danville, VA 24543-3300
 phone 434.793.1753 | fax 434.797.9606

Please contact Corrie Teague with any questions regarding this report.

