

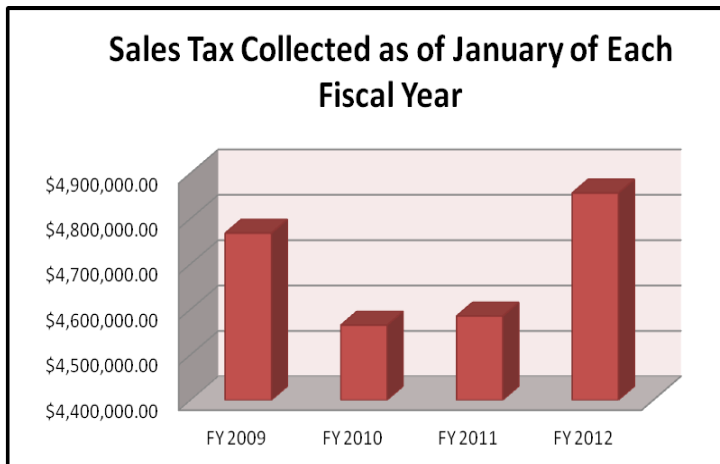
### PURPOSE

Economic indicators allow economists, public policy makers, financial professionals, investors and others to check the state of the economy. Just as temperature, pulse and heart rate provide indications of a person's health, economic indicators serve as "vital signs" for the state of the economy.\* In this document, you will find key pieces of data that will give you a clear view of the city of Danville's economic condition. **THIS IS NOT A MARKETING PIECE, BUT RATHER A REPORT CARD ON INDICATORS OF TAXES COLLECTED, BUILDING PERMITS, UNEMPLOYMENT, AND OTHER FACTORS THAT AFFECT THE COMMUNITY POSITIVELY AND NEGATIVELY.**

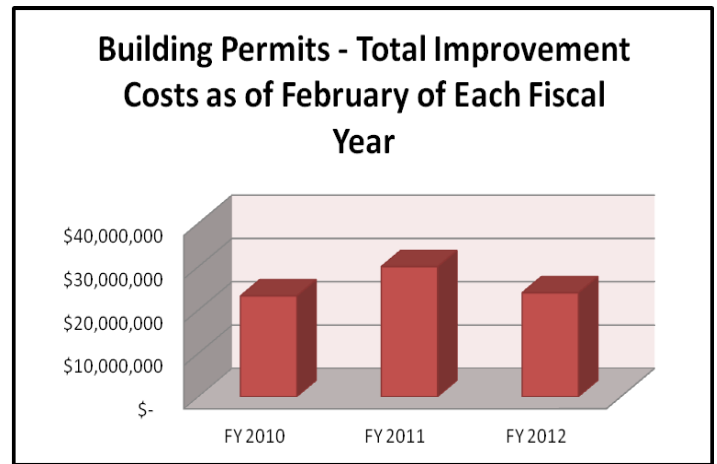
\*Source: eHow

### OUTLOOK

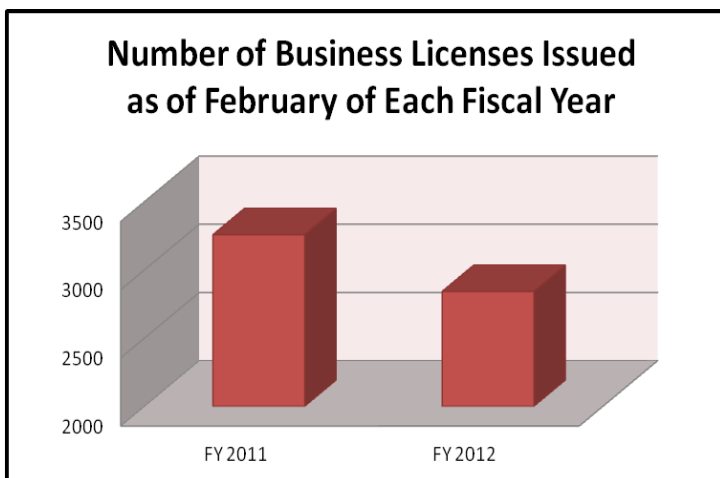
The information below indicates that the majority of Danville's key economic indicators are still lagging behind data from previous fiscal years. Even though the number of business licenses issued saw a positive spike in February, it continues to mirror other business related indicators that remain sluggish. Two bright spots in this data are that the sales tax collected continues to show growth over the previous three fiscal years and that new housing data shows a positive swing in the median sales price for Q3 of 2011. As the City continues to focus its efforts of economic development and revitalization, we can anticipate positive shifts for these indicators.



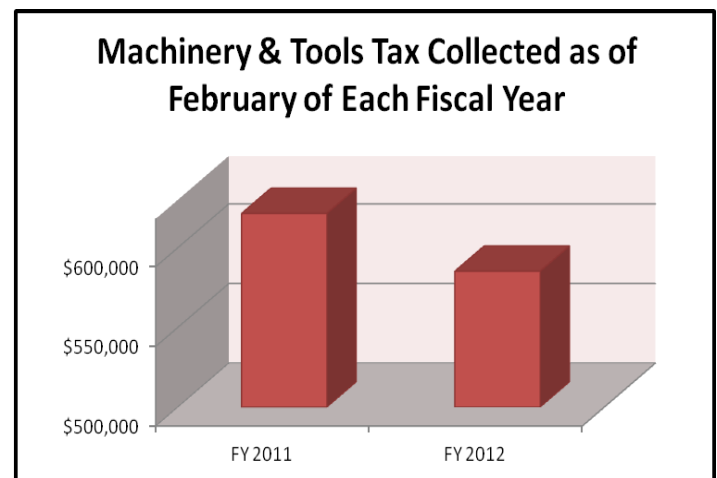
Fiscal Year: July through June



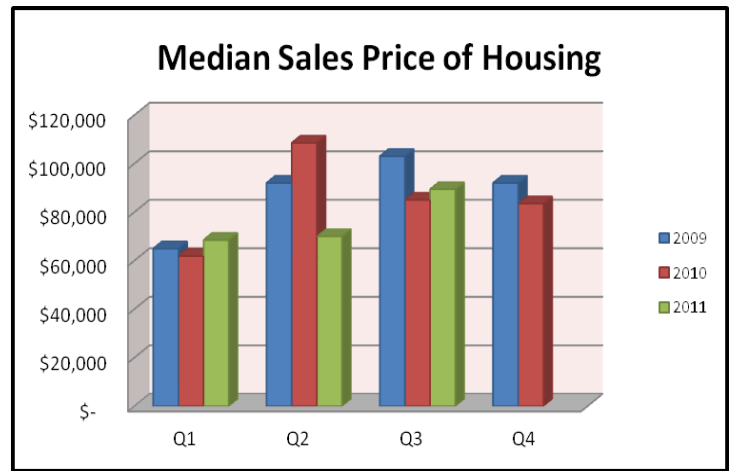
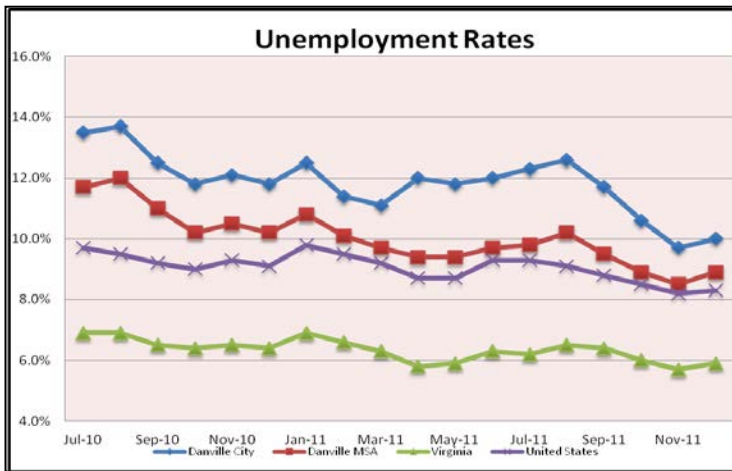
Fiscal Year: July through June



Fiscal Year: July through June



Fiscal Year: July through June



Name of Company	Business Description	Month Announced	New/ Expansion	New Jobs	Investment (M\$)
Nestlé	Pasta, Sauce, and Cookie Dough Manufacturer	January-2012	E	50	\$ 2.7
Engineered BioPharmaceuticals, Inc.	Develops dry-powder pharmaceuticals for vaccines	October-2011	E	100	\$ -
GSO Aviation	Repair and overhaul of electro-mechanical and hydraulic aircraft components	August-2011	N	15	\$ 1.00
Noblis – Center for Applied High Performance Computing	High Performance Computing (Cray XMT supercomputer)	June-2011	N	15	\$ 2.50
EIT, LLC	Full service contract electronic design and manufacturing services	May-2011	E	50	\$ 5.00
CBN Secured Technologies, Inc.	High-tech printing, security safeguards for Virginia driver's licenses	Mar-2011	E	25	\$ 1.10
US Green Energy	Manufactures Photovoltaic Building Materials	Oct-2010	N	372	\$ 30.00
Essel Propack America LLC*	Toothpaste tubes; printing center	Sep-2010	E	0	\$ 10.00
EcomNets	Green information technology, services, and solutions	Apr-2010	N	100	\$ 2.00
Blue Ridge Fiberboard, Inc. (W.R. Meadows)	Manufactures fiberboard	Nov-2009	N	88	\$ 6.00
Japan Tobacco International Leaf Services*	Tobacco processing	Oct-2009	E	39	\$ 19.50
White Mill Development, LLC	Data Center	Jul-2009	N	-	\$ 5.00
Riverside Roof Truss, LLC	Roof and floor trusses, laminated veneer lumber	Jun-2009	E	35	\$ 1.50
LiFeBATT	Lithium Ion Battery Company	May-2009	N	5	\$ -
Infinity Global Packaging	Provider of branded packaging and packaging solutions	Jun-2008	E	86	\$ 1.65
Goodyear Tire & Rubber Co.	Aircraft tire and medium radial truck tire manufacturing	Jun-2008	E	0	\$ 115.00
Com40 (EBI)	Manufactures mattresses and upholstered furniture	April-2008	N	813	\$ 36.3

**DISCOVER THE POSSIBILITIES**

[www.discoverdanville.com](http://www.discoverdanville.com)

**Sources:**

- City of Danville, Finance Department
- Housing Virginia and SOURCEBOOK
- Virginia Workforce Connection
- City of Danville, Commissioner of the Revenue Office
- City of Danville, Community Development
- U.S. Bureau of Labor Statistics

427 Patton Street | P.O. Box 3300  
 Danville, VA 24543-3300  
 phone 434.793.1753 | fax 434.797.9606

Please contact Corrie Teague with any questions regarding this report.

