

Danville Economic Indicators

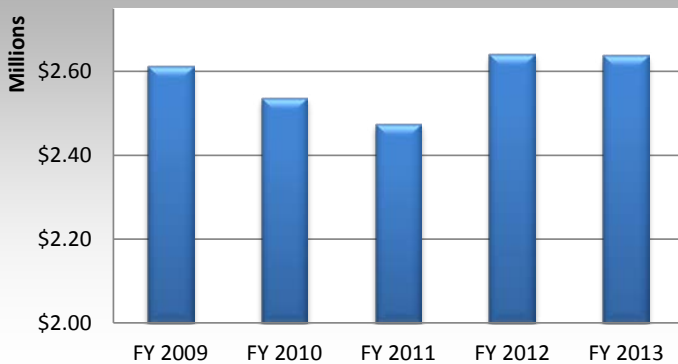
VIRGINIA

NOVEMBER 2012

This report shows the status of Danville's key economic indicators as of November in the current fiscal year. Collected sales tax and machinery and tools tax are increasing or are on track from previous years, with an upward trend in the last four years. The number of issued business licenses are lower than previous years, but building permits for improvements and expansion continue to rise. Although unemployment in Danville is higher than the United States as whole, the unemployment rate continues to decline in Danville and the surrounding area.

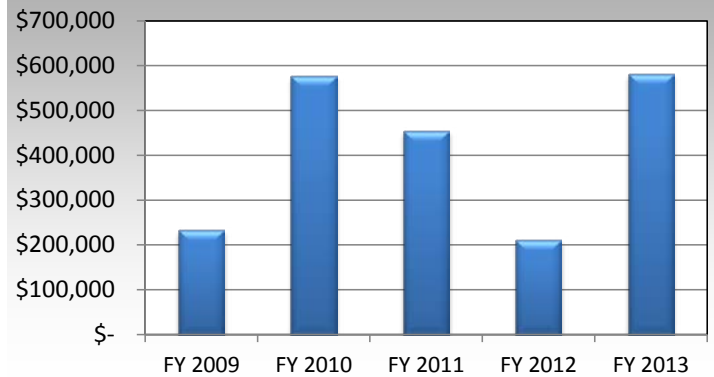
Sales Tax Collected

as of October of Each Fiscal Year

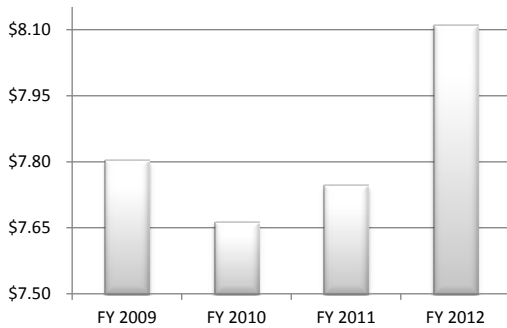


Machinery & Tools Tax Collected

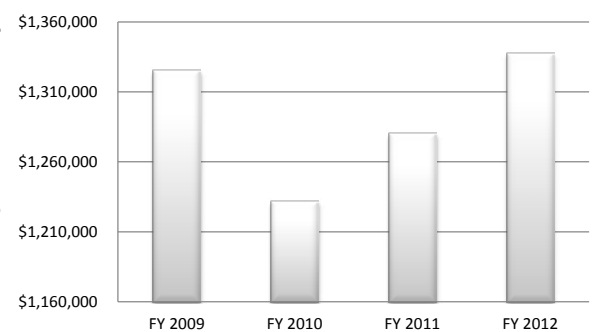
as of November of Each Fiscal Year



TOTAL Sales Tax for the Last Four Fiscal Years



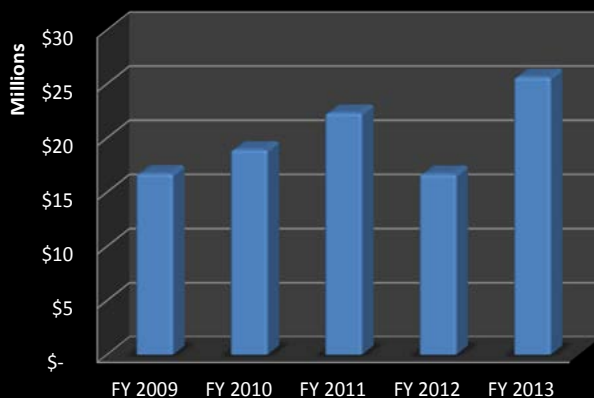
TOTAL Machine & Tools Tax for the Last Four Fiscal Years



n e w a n d e x p a n d i n g b u s i n e s s

Building Permits - Total Improvement

Costs as of November of Each Fiscal Year

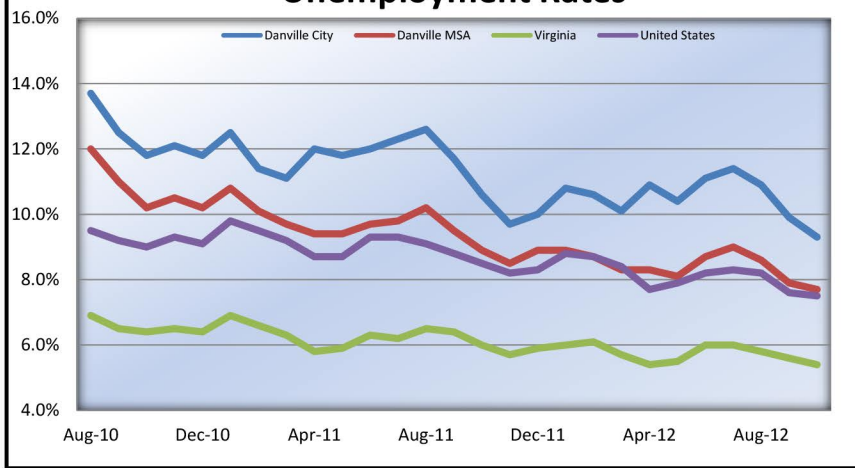


Number of Business Licenses

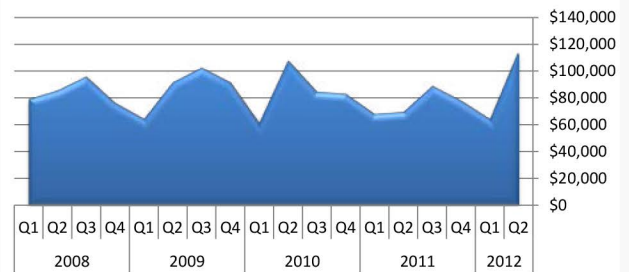
Issued as of November of Each Fiscal Year



Unemployment Rates



Median Sales Price of Housing



Economic indicators allow economists, public policy makers, financial professionals, investors and others to check the state of the economy. Just as temperature, pulse and heart rate provide indications of a person's health, economic indicators serve as "vital signs" for the state of the economy.* In this document, you will find key pieces of data that will give you a clear view of the city of Danville's economic condition. THIS IS NOT A MARKETING PIECE, BUT RATHER A REPORT CARD ON INDICATORS OF TAXES COLLECTED, BUILDING PERMITS, UNEMPLOYMENT, AND OTHER FACTORS THAT AFFECT THE COMMUNITY POSITIVELY AND NEGATIVELY. *Source: eHow

Company	Business Description	Date of Announcement	New or Expansion	New Jobs	Investment (M\$)
Norhurst Inc.	Provides professional services.	Sept-2012	E	108	\$2.3
GOK International	Manufactures furniture.	Sept-2012	N/E	300	\$12.5
River District Development, LLC	Mixed use medical and commercial center.	July-2012	N/E	40	\$14.5
American Pheonix	Rubber compound supplier to Goodyear.	July-2012	N	50	\$3
Web Parts LLC	Computer programming, applications, and data center operation.	May-2012	N	100	\$10
Hybrid Vehicles of Danville, Inc.	Manufacturer of hybrid vehicle solutions.	May-2012	N	150	\$1.5
Virdia	Cellulosic sugars and lignin for use in the renewable chemicals, bio-energy, and nutrition industries	Apr-2012	N	34	\$10
Engineered BioPharmaceuticals, Inc.	Develops dry-powder pharmaceuticals for vaccines.	Oct-2011	E	100	-
GSO Aviation	Repair and overhaul of electro-mechanical and hydraulic aircraft components.	Aug-2011	N	15	\$1
Noblis – Center for Applied High Performance Computing	High Performance Computing (Cray XMT supercomputer).	June-2011	N	15	\$2.5
EIT, LLC	Full service contract electronic design and manufacturing services.	May-2011	E	50	\$5
CBN Secure Technologies, Inc.	High-tech printing, security safeguards for Virginia driver's licenses.	Mar-2011	E	25	\$1.1
US Green Energy	Manufactures Photovoltaic Building Materials.	Oct-2010	N	372	\$30
Essel Propack America LLC*	Toothpaste tubes; printing center	Sep-2010	E	0	\$10
EcomNets	Green information technology and services solutions	Apr-2010	N	80	\$2
Blue Ridge Fiberboard, Inc. (W.R. Meadows)	Manufactures fiberboard	Nov-2009	N	88	\$6
Japan Tobacco International Leaf Services*	Tobacco processing	Oct-2009	E	39	\$19.5
Riverside Roof Truss, LLC	Roof and floor trusses, laminated veneer lumber	Jun-2009	E	35	\$1.5
LiFeBATT	Lithium Ion Battery Company	May-2009	N	5	-
Infinity Global Packaging	Provider of branded packaging and packaging solutions	Jun-2008	E	86	\$1.65
Goodyear Tire & Rubber Co.	Aircraft tire and medium radial truck tire manufacturing	Jun-2008	E	0	\$115
Com40 (EBI)	Manufactures mattresses and upholstered furniture	Feb-2008	N	813	\$36.3

*Foreign Owned Companies

www.discoverdanville.com

Sources: City of Danville, Finance Department, Housing Virginia and SOURCEBOOK, Virginia Workforce Connection, City of Danville, Commissioner of the Revenue Office, City of Danville, Community Development, U.S. Bureau of Labor Statistics