

PURPOSE

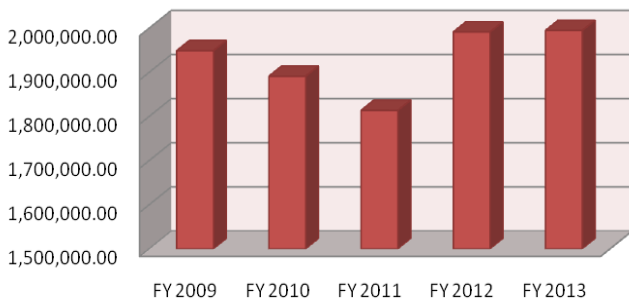
Economic indicators allow economists, public policy makers, financial professionals, investors and others to check the state of the economy. Just as temperature, pulse and heart rate provide indications of a person's health, economic indicators serve as "vital signs" for the state of the economy.* In this document, you will find key pieces of data that will give you a clear view of the city of Danville's economic condition. **THIS IS NOT A MARKETING PIECE, BUT RATHER A REPORT CARD ON INDICATORS OF TAXES COLLECTED, BUILDING PERMITS, UNEMPLOYMENT, AND OTHER FACTORS THAT AFFECT THE COMMUNITY POSITIVELY AND NEGATIVELY.**

*Source: eHow

OUTLOOK

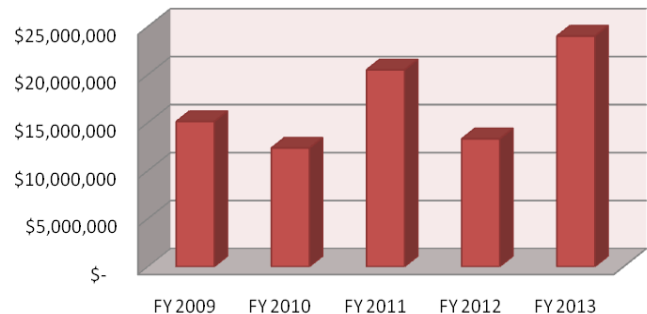
This report shows the status of Danville's key economic indicators as of October in the current fiscal year. Most business related indicators show an increase compared to previous fiscal years. Machinery and Tools Tax collected is significantly lower than that of FY2009, but it does show improvement from previous fiscal years. Positive change is also shown in the unemployment rate, remaining lower than the previous year. With two business announcements in September, and continued progress on current projects, we hope to continue to see positive change.

Sales Tax Collected as of September of Each Fiscal Year



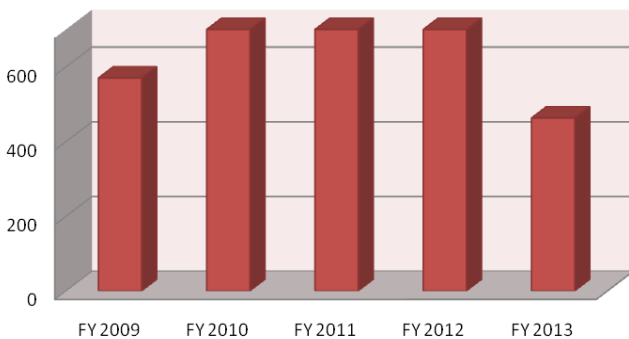
Fiscal Year: July through June

Building Permits – Total Improvement Costs as of October of Each Fiscal Year



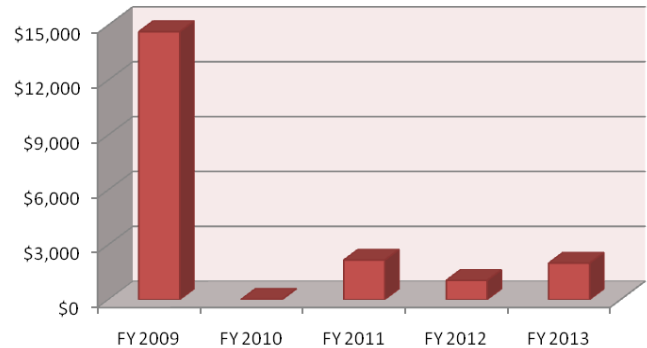
Fiscal Year: July through June

Number of Business Licenses Issued as of October of Each Fiscal Year



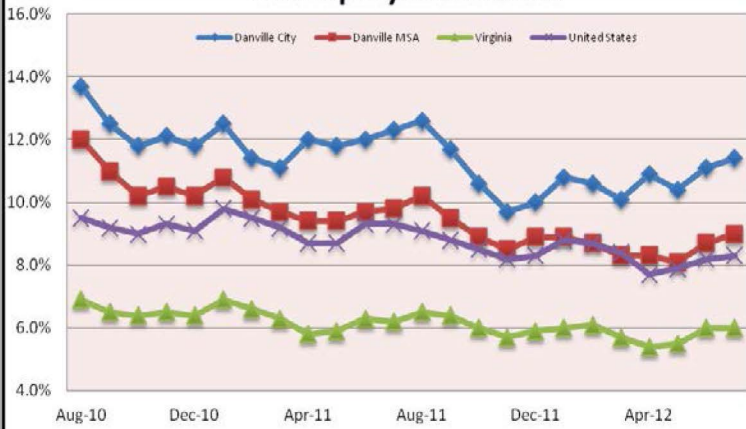
Fiscal Year: July through June

Machinery & Tools Tax Collected as of October of Each Fiscal Year

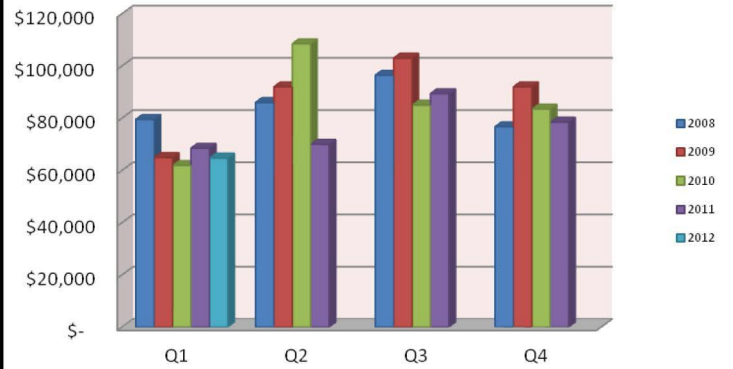


Fiscal Year: July through June

Unemployment Rates



Median Sales Price of Housing



Name of Company	Business Description	Month Announced	New/Expansion	New Jobs	Investment (M\$)
Norhurst Inc.	Provides professional services.	Sept-2012	E	108	\$ 2.3
GOK International	Manufactures furniture	Sept-2012	N/E	300	\$ 12.50
River District Development, LLC	Mixed use medical and commercial center	July-2012	N/E	40	\$ 14.50
Hybrid Vehicles of Danville, Inc.	Manufacturer of hybrid vehicle solutions	May-2012	N	150	\$ 1.50
Virdia	Cellulosic sugars and lignin for use in the renewable chemicals, bio-energy, and nutrition industries	Apr-2012	N	34	\$ 10.00
Nestlé	Pasta, Sauce, and Cookie Dough Manufacturer	Jan-2012	E	50	\$ 2.7
Engineered BioPharmaceuticals, Inc.	Develops dry-powder pharmaceuticals for vaccines	Oct-2011	E	100	\$ -
GSO Aviation	Repair and overhaul of electro-mechanical and hydraulic aircraft components	Aug-2011	N	15	\$ 1.00
Noblis – Center for Applied High Performance Computing	High Performance Computing (Cray XMT supercomputer)	June-2011	N	15	\$ 2.50
EIT, LLC	Full service contract electronic design and manufacturing services	May-2011	E	50	\$ 5.00
CBN Secure Technologies, Inc.	High-tech printing, security safeguards for Virginia driver's licenses	Mar-2011	E	25	\$ 1.10
US Green Energy	Manufactures Photovoltaic Building Materials	Oct-2010	N	372	\$ 30.00
Essel Propack America LLC*	Toothpaste tubes; printing center	Sep-2010	E	0	\$ 10.00
EcomNets	Green information technology and services solutions	Apr-2010	N	80	\$ 2.00
Blue Ridge Fiberboard, Inc. (W.R. Meadows)	Manufactures fiberboard	Nov-2009	N	88	\$ 6.00
Japan Tobacco International Leaf Services*	Tobacco processing	Oct-2009	E	39	\$ 19.50
Riverside Roof Truss, LLC	Roof and floor trusses, laminated veneer lumber	Jun-2009	E	35	\$ 1.50
LiFeBATT	Lithium Ion Battery Company	May-2009	N	5	\$ -
Infinity Global Packaging	Provider of branded packaging and packaging solutions	Jun-2008	E	86	\$ 1.65
Goodyear Tire & Rubber Co.	Aircraft tire and medium radial truck tire manufacturing	Jun-2008	E	0	\$ 115.00
Com40 (EBI)	Manufactures mattresses and upholstered furniture	Feb-2008	N	813	\$ 36.3

DISCOVER THE POSSIBILITIES

www.discoverdanville.com

Sources:

- City of Danville, Finance Department
- Housing Virginia and SOURCEBOOK
- Virginia Workforce Connection
- City of Danville, Commissioner of the Revenue Office
- City of Danville, Community Development
- U.S. Bureau of Labor Statistics

427 Patton Street | P.O. Box 3300
 Danville, VA 24543-3300
 Tel: 434.793.1753 | Fax: 434.797.9606

Please contact Mackenzie Osadchuk with any questions regarding this report.

